



## Access maps for Messe Zürich

With logistics instructions for exhibitors and forwarding agents

**CHECKPOINT HOTLINE**  
**+41 58 206 51 74**

# 1. Getting to Messe Zürich

From the following directions:


Basel/Bern A1 Nordring – ZH-Affoltern or ZH-Seebach A1 ZH-Altstetten

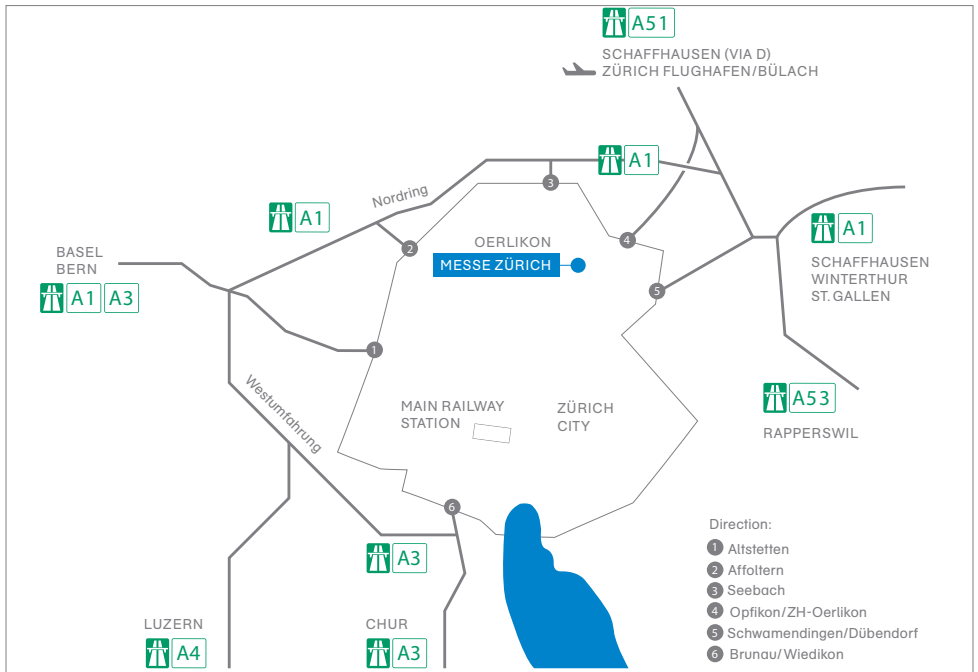
Rapperswil A53 then the A1 in the direction of Zurich – A1 ZH-Schwamendingen/Dübendorf

Chur A3 ZH-Brunau/Wiedikon or A3 Westumfahrung – A1 Nordring – ZH-Affoltern or ZH-Seebach

Schaffhausen/ Zurich airport A51 Opfikon/ZH-Oerlikon

Winterthur/ St. Gallen A1 ZH-Schwamendingen/ Dübendorf

Follow the symbol  or the signs for "Messe".



## 2. Getting to the Checkpoint

### Checkpoint 1

GPS: Orion-Strasse 6, CH-8152 Glattpark (Opfikon) opposite "Schutz & Rettung"

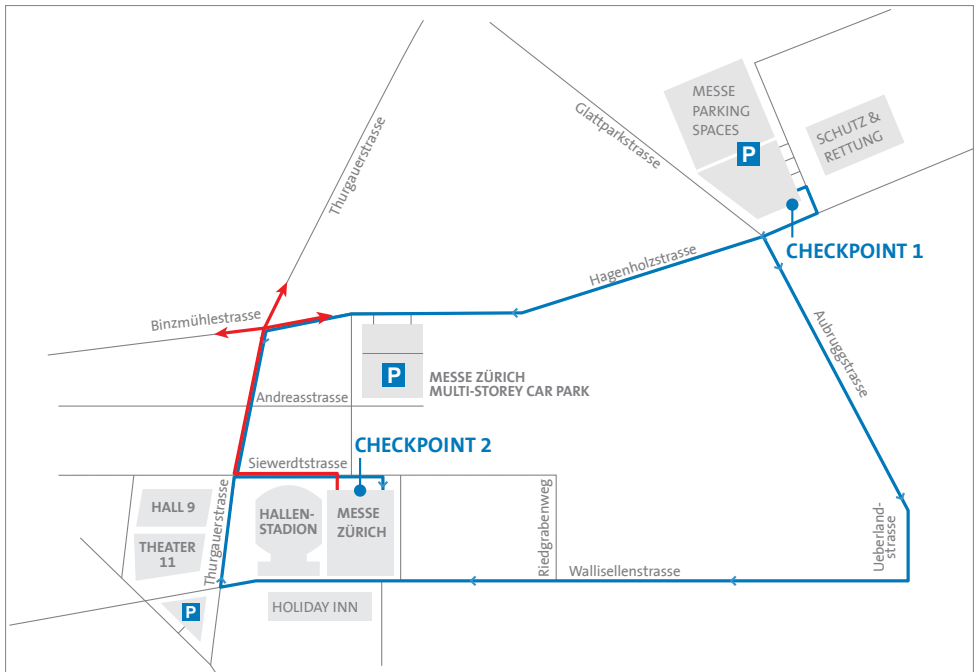
Access to the exhibition halls is generally via Checkpoint 1. At Checkpoint 1 you will be given an access slip in return for a deposit of CHF/EUR 100.–.

### Checkpoint 2

GPS: Siewerdstrasse 60, CH-8050 Zurich

Access to Checkpoint 2 is via Hagenholzstrasse /Thurgauerstrasse to Siewerdstrasse, or via Aubruggstrasse/Wallisellenstrasse/Thurgauerstrasse to Siewerdstrasse.

- Arrival
- Departure

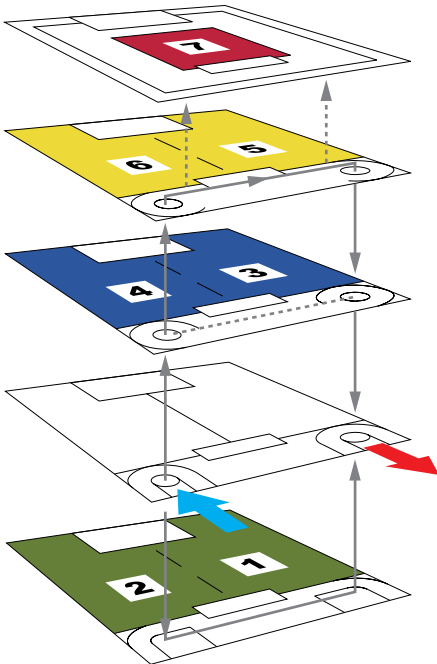


### 3. Getting to the halls

The permitted stay on the different levels is as follows:

Car	30 minutes	Delivery van with trailer	60 minutes
Car with trailer	45 minutes	Heavy goods vehicle	60 minutes
Delivery van	45 minutes	Heavy goods vehicle with trailer	90 minutes
		Articulated lorry	90 minutes

After unloading, delivery vans and lorries may be left either at Checkpoint 1 free of charge, or on the paying utility vehicle car park in front of the Messe Zürich multi-storey car park for the duration of the assembly and dismantling of the exhibition. Cars may only be left in the multi-storey car park.



# Procedure for the delivery and removal of goods

During the assembly and dismantling of exhibitions in Halls 1–7.

## Checkpoint hotline

- > The hotline will tell drivers whether to go to Checkpoint 1 or Checkpoint 2.

## Checkpoint 1

- > Drive in
- > Pay deposit (CHF/EUR 100.–) and obtain an access slip
- > Await permission to continue to the entrance
- > Proceed to Checkpoint 2

## Checkpoint 2

- > Register at the entrance
- > Enter departure time
- > Proceed to the loading zone

## Loading zone for the halls

- > Proceed to the allocated loading zone  
(note the colour of the access slip)
- > Unload or load

## Leaving Messe Zürich

- > Drive out of the loading zone
- > Hand in the access slip
- > Collect deposit (CHF/EUR 100.–) if time slot not exceeded

MCH Messe Schweiz (Zürich) AG  
Wallisellenstrasse 49  
Postfach  
8050 Zürich, Schweiz

T +41 58 206 51 74 (checkpoint hotline)  
T +41 58 206 50 00 (switchboard)  
[info@messe.ch](mailto:info@messe.ch)  
[www.messe.ch](http://www.messe.ch)

